

Popular Annual Financial Report

Fiscal Year Ending August 31, 2011

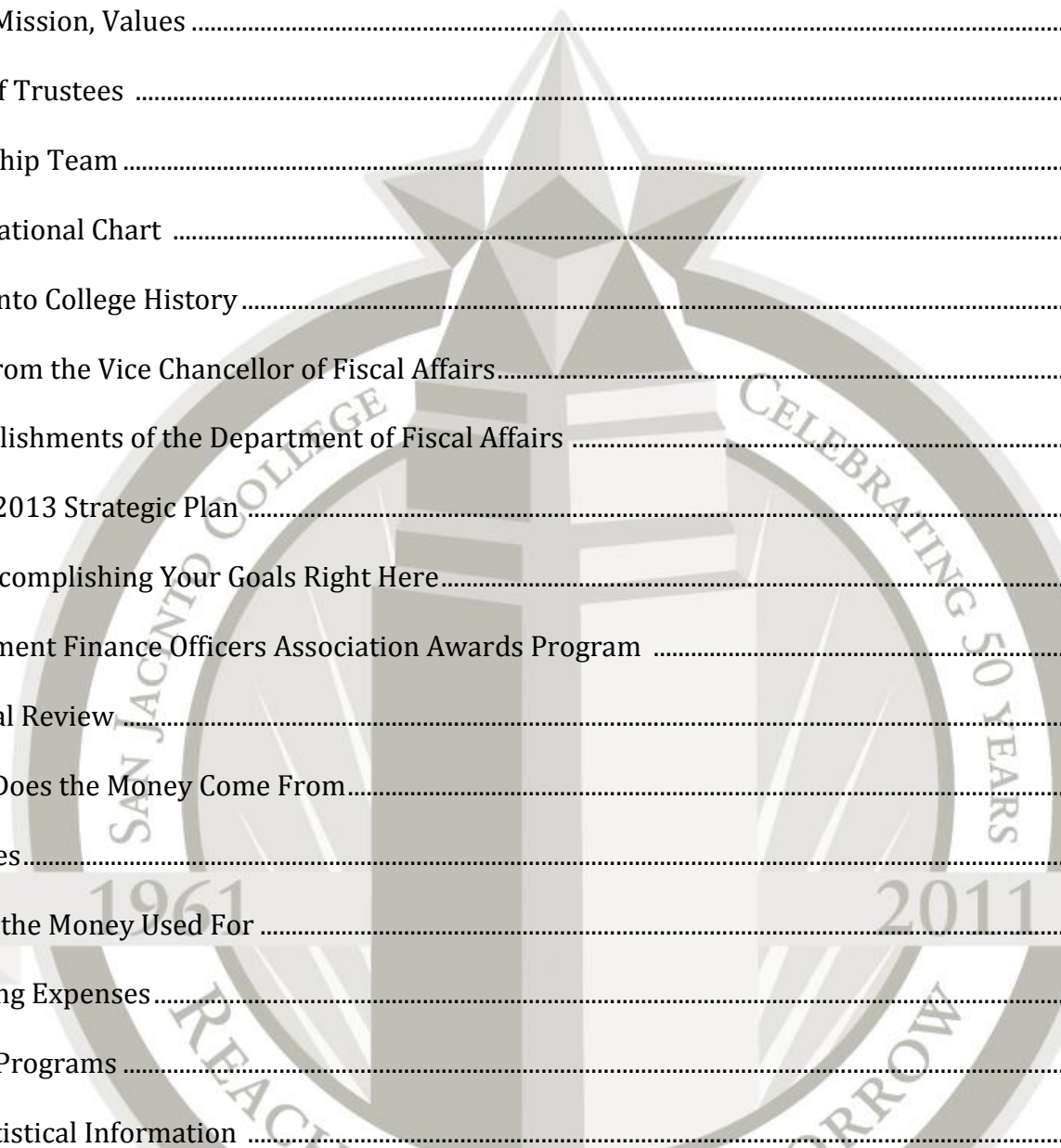
CELEBRATING



YEARS

 SAN JACINTO  
COLLEGE  
*Your Goals. Your College.*

# Table of Contents



The seal of San Jacinto College is centered in the background. It features a five-pointed star at the top, a central shield with a cross, and a banner at the bottom that reads "REACHING FOR TOMORROW". The outer ring of the seal contains the text "SAN JACINTO COLLEGE" on the left and "CELEBRATING 50 YEARS" on the right. The years "1961" and "2011" are also visible on the seal.

Vision, Mission, Values .....	1
Board of Trustees .....	2
Leadership Team .....	3
Organizational Chart .....	4
San Jacinto College History .....	5 - 6
Letter from the Vice Chancellor of Fiscal Affairs.....	7
Accomplishments of the Department of Fiscal Affairs .....	8
2010 - 2013 Strategic Plan .....	9
Start Accomplishing Your Goals Right Here.....	10
Government Finance Officers Association Awards Program .....	11
Financial Review.....	12 - 13
Where Does the Money Come From.....	14
Revenues.....	15
What is the Money Used For .....	16
Operating Expenses.....	17
Capital Programs .....	18 - 19
Key Statistical Information .....	20 - 22

# San Jacinto College

## VISION

San Jacinto College will be the leader in educational excellence and in the achievement of equity among diverse populations. We will empower students to achieve their goals, redefine their expectations, and encourage their exploration of new opportunities. Our passions are people, learning, innovation, and continuous improvement.

## MISSION

Our mission is to ensure student success, create seamless transitions, and enrich the quality of life in the communities we serve.

## Our Values

### Student Success

**This is our ultimate measure**

Student success is our reason for being. It frames our thinking in everything we do, and it guides every decision we make. We know different students define success differently. To some, success may entail being the first in the family to attend college. To others it may be to successfully transfer to a university. For others, get a license or certificate in a trade and get a good-paying job. Success can be finding a way to afford college. It can be finding a way to help cure cancer. Or it can be simply finding good childcare on campus to free up time for class.

We strive to help every student meet every goal successfully. In doing this we have come to value the following:

#### **Integrity: Ethical and Professional**

*"We act in ways which instill confidence and trust"*

#### **Excellence: In Everything We Do**

*"We achieve quality results in everything we do"*

#### **Accountability: It's Up to Us**

*"We take responsibility for our commitments and outcomes"*

#### **Innovation: Lead the Way**

*"We apply our knowledge, skill, insight, and imagination to recognize opportunities, solve problems, and recommend new solutions"*

#### **Sense of Community: Caring for Those We Serve and Ourselves**

*"We demonstrate genuine concern for the well-being of our students, our community and ourselves"*

#### **Student Success: Our Ultimate Measure**

*"We enable students to achieve their goals"*

#### **Diversity: Celebrate the Differences**

*"We celebrate the diversity of ideas and cultures"*

#### **Collaboration: We work Together**

*"We work together for the benefit of the college"*

# Board of Trustees



**Mrs. Marie Flickinger**  
*Chair*



**Mr. Dan Mims**  
*Vice Chair*



**Mr. Larry Wilson**  
*Secretary*



**Mr. John Moon Jr.**  
*Assistant Secretary*



**Mr. Brad Hance**  
*Member*



**Mr. Keith Sinor**  
*Member*



**Dr. Ruede Wheeler**  
*Member*



**Mr. C. Wayne Slovacek**  
*Trustee Emeritus*



**Mr. Ben Meador**  
*Trustee Emeritus*



**Mr. J.D. Bruce**  
*Trustee Emeritus*



**Mr. W.L. "Levi" Smallwood**  
*Trustee Emeritus*



# Leadership Team

**Dr. Allatia Harris**  
North Campus  
President



**Dr. Laurel V. Williamson**  
Vice Chancellor  
Learning and Student Success



**Mr. Steve Trncak**  
Vice Chancellor Human Resources



**Dr. Neil Matkin**  
Central Campus  
President



**Dr. Brenda L. Hellyer**  
Chancellor



**Ms. Teri Fowle**  
Associate Vice Chancellor,  
Marketing



**Dr. Maureen Murphy**  
South Campus President



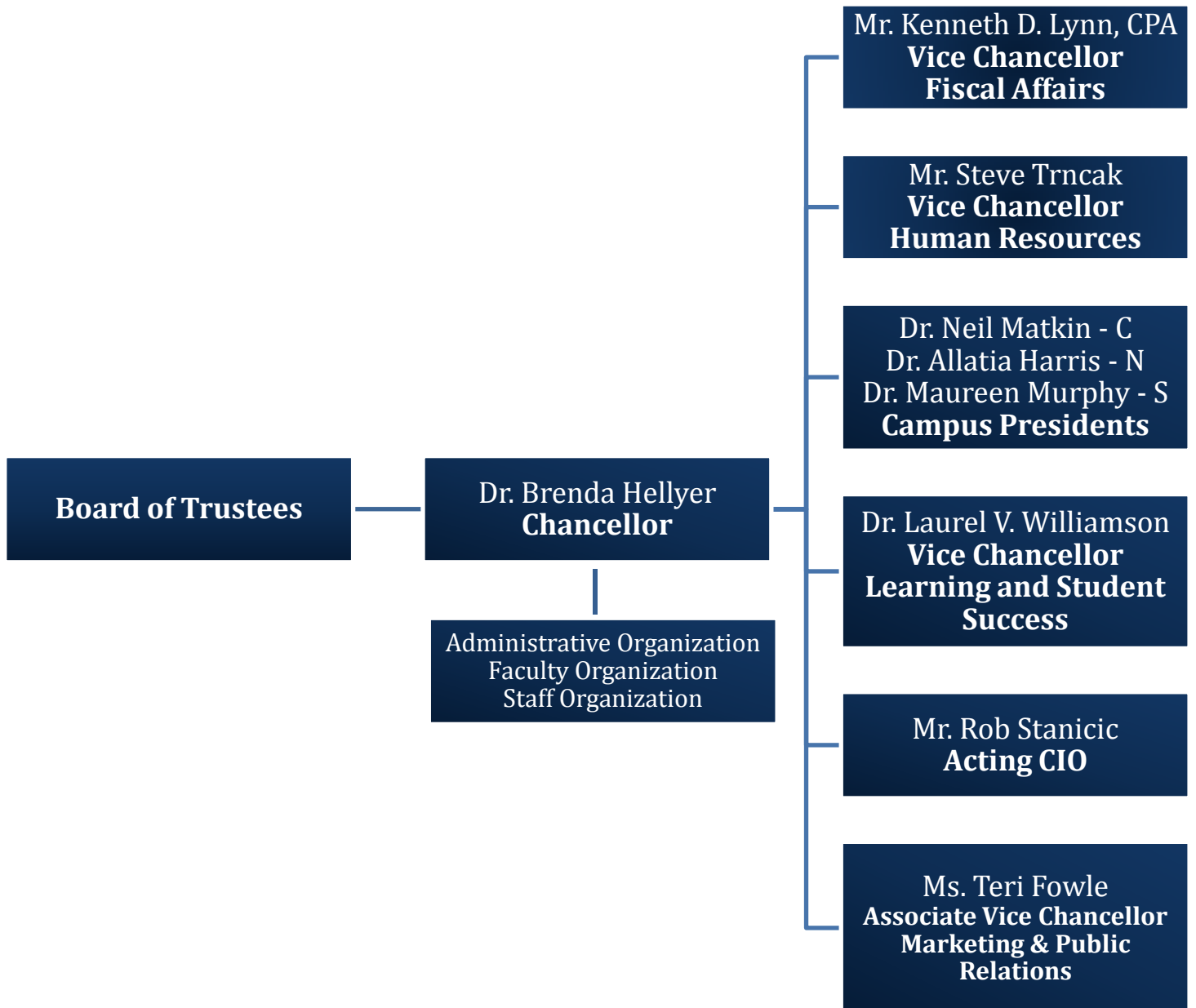
**Mr. Kenneth D. Lynn, CPA**  
Vice Chancellor Fiscal Affairs



**Mr. Rob Stanicic**  
Chief Information Officer



# Organizational Chart



Desiring to view the College's organizational charts, view it on the College's website at:  
<http://admin.sanjac.edu/organizational-charts>

# San Jacinto College History

## Excellence, nearly a half-century in the making


In September of 1961, some 870 students filed into a handful of renovated buildings off Spencer Highway to attend the very first classes offered by San Jacinto Junior College. Since then, we've grown to three campuses and five extension centers offering more than 200 degree and certificate options. We now serve more than 29,000 students. It has been an impressive run.

## Getting started

In May 1960, voters in the Channelview, Deer Park, Galena Park, La Porte and Pasadena school districts approved the creation of East Harris County Union Junior College. They elected seven members to serve on the Board of Regents (now Board of Trustees) and authorized them to levy a tax for the school's operations and maintenance.



In February 1961, the Board of Regents changed the name to The San Jacinto Junior College District. The following September, we opened our doors.



## Expansion in the 70s

Bonds issued in 1972 included funds for a second campus. North Shore High School provided space for classes until the North Campus opened in the fall of 1975. Then, in 1976, bonds were approved for a third campus. J. Frank Dobie High School provided classrooms until San Jacinto College South was ready in September of 1979.

## Major upgrades and reaccreditation

In December 1999, voters approved the issuing of \$91 million in general obligation bonds, allowing us to add six new buildings and make substantial infrastructure improvements throughout the district. Then in May 2008



another vote earmarked \$295 million to create updated science facilities, allied health facilities, library improvements, and physical education facility improvements.


This decade of funding has led to some extraordinary growth and innovation. Clear Horizons Early College High School opened its doors on the South campus in the fall of 2007. A partnership with the Clear Creek ISD, this program allows students to earn an associate degree while simultaneously earning a high school diploma.

We've also faced some tough challenges. In 2008, Hurricane Ike inflicted significant damage to our campuses. But thanks to the strong leadership of Chancellor Brenda Hellyer and her team, we were all back in class in less than three weeks. We even had a plan in place for students to complete the semester on time, a fact that didn't elude the Southern Association of Colleges and Schools, who awarded us reaccreditation later that fall.

As we look back over the past five decades, we are very proud of the vision, passion and the anything-it-takes attitude that has marked this institution's growth.

## **Celebrate with us!**

As we celebrate 50 years of achievement, we recognize that the faces at our College have changed, our campuses themselves have transformed, and even our name has undergone a transformation. But our



passion for helping students succeed has never wavered. Although so much has changed, we have not lost our foundation vision of helping students in East Harris County to achieve their dreams, passions, and goals. We also recognize and thank the many individuals who, for 50 years, have dedicated their time, money, and energy into making San Jacinto College the strong institution that it is today.

Our yearlong celebration will begin with San Jacinto College Day on Monday, Sept. 19. We invite you to get involved and join us in the many activities we have planned throughout the year. We also encourage you to share your San Jac story. Since our founding, San Jacinto College has been a pillar in our community, and we look forward to sharing our 50th anniversary celebration with you.

Here's to another 50 years and more of serving our communities.







## Letter from the Vice Chancellor of Fiscal Affairs

Members of the Board of Trustees, taxpayers of Harris and Chambers Counties, and citizens of the San Jacinto Community College District service areas:

It is a pleasure to present the San Jacinto Community College's Popular Annual Financial Report (PAFR) for the fiscal year ending August 31, 2011. This report is specifically designed to allow our residents and other interested parties an easy understanding of the College's financial operations.

The PAFR summarizes the financial activities and operating results of the College and was gathered from the financial information reported in our audited Fiscal Year 2011 Comprehensive Annual Financial Report (CAFR). The CAFR is a more comprehensive document that is prepared in conformance with Generally Accepted Accounting Principles (GAAP) and was audited by MFR, P.C., a licensed certified public accounting firm, receiving an "unqualified" (the highest) opinion, meaning that in the auditors' opinion the financial statements are free from material misstatements. The PAFR is unaudited and presented on a GAAP basis. While the underlying accounting methods are similar to the CAFR, the PAFR simplifies reporting by not including all segregated funds, required presentations and full disclosure of all material financial and non-financial events in the notes of the financial statements. Citizens desiring to view the CAFR may view it on the College's website at <http://admin.sanjac.edu/college-administration/fiscal-affairs/annual-financial-reports>.

The preparation of this report could not have been accomplished without the services of the entire Fiscal Affairs staff. I would like to express my appreciation for their efforts toward advancing the quality and effectiveness of the College's financial reporting process. Credit should also be given to the Chancellor and the Board of Trustees for their support in maintaining the highest standards of professionalism with regard to the College's financial operations.

Respectfully submitted,

A handwritten signature in black ink, appearing to read "K. Lynn", with a long horizontal line extending to the right.

Kenneth D. Lynn, CPA  
Vice Chancellor of Fiscal Affairs

# Accomplishments of the Department of Fiscal Affairs

The Fiscal Affairs Department of San Jacinto College is committed to its role as a good steward of District funds. By maintaining the highest standards of integrity and adhering to strict guidelines, the Department, with guidance from the Board of Trustees, oversees a diverse portfolio of sound investments. Though performance is always the goal, safety of principal is paramount to every decision relating to the investment of San Jacinto College funds.

- ✓ Received the 4th Certificate of Achievement for Excellence in Financial Reporting award from the Government Financial Officers Association (GFOA)
- ✓ Received the 3rd Distinguished Budget Award from the Government Financial Officers Association (GFOA)
- ✓ Received the 1<sup>st</sup> Award of Outstanding Achievement in Popular Annual Financial Reporting from the Government Finance Officers Association (GFOA)



# 2010 – 2013 Strategic Plan

The Strategic Plan (the Plan) is an organic document. It is designed to be used. While the goals and strategies cover 2010 through 2013, the actions under these goals and strategies will be updated on an annual basis. Goals and strategies may cover multiple years, and some may be institutionalized as part of ongoing processes.

The Plan is guided by the **college's values**. These eight values are the touchstones for all that we do. They are the anchors to how we conduct ourselves daily and as we move forward. The college's values guide the organization's culture and character. Each employee fosters a climate that is consistent with the college's core values.

The Plan is based on a commitment to five underlying assumptions. These assumptions of one-college approach, resources, institutional research, technologies, and communication will guide the implementation of the Plan and are considered critical to success.

- **One-College Approach:** The Plan assumes that the College operates as one college with multiple campuses, centers, programs, and services. Common policies and procedures and consistent business practices will guide the College as the Plan is implemented. Leaders of the College may serve in multiple leadership roles, but the priority role must always be to the college-wide focus, –What is best for the San Jacinto College community as a whole? We will focus on providing students with a consistent, quality educational experience across all locations, programs, and services.
- **Resources:** The Plan assumes that the College will allocate and repurpose funding sources to adequately support the initiatives and strategies in the Plan. It is also assumed that the College will leverage resources to adequately support the strategies and initiatives in the Plan by exploring and actively seeking additional funding sources.
- **Institutional Research:** The Plan assumes that the College will support the institutional research functions necessary to develop and assess the strategies and initiatives in the Plan. We will continue to embrace data-informed decision making; it is assumed that decisions and actions must answer the ultimate question, –How does this improve student success?
- **Technologies:** The Plan assumes that the College will acquire and utilize appropriate technologies to support and advance the strategies and initiatives in the Plan.
- **Communication:** The Plan assumes that the College will develop and disseminate information necessary to implement, support and advance the strategies and initiatives in the Plan. Such communication will be open and transparent and will require active participation by all employees.

# Start accomplishing your goals right here

Why should you choose San Jacinto College: For starters, we strive for the highest level of excellence in every aspect of the College, from academics and athletics to student support and activities. What really sets us apart from the pack is our mindset.

**Everything we are and everything we do is geared toward one thing – making sure that you succeed, no matter what your goals may be.**

Student success is at the heart of every decision we make at San Jacinto College; everything we do, we do with our students in mind. With three different locations there's a convenient location near you. Surrounded by the monuments of history, industries and maritime enterprises of today, and the space age of tomorrow, San Jacinto College has been serving the citizens of East Harris County, Texas, for 50 years. We are committed to the goals and aspirations of a diverse population of over 29,000 students.



With over 200 degree and certificate options there's something for everyone at San Jac, whether you want to become a nurse, automotive technician, or audio visual engineer. Check out our areas of study to discover what program will help you reach your career goals. Not exactly sure what you want to do? No problem! Head over to one of



our Career Centers and take a career assessment quick to help you choose your path. Our career centers can also help you find a part-time job while you are attending school, or assist with job placement after you graduate.

Whether you are looking to obtain your associates degree, pick up your basics, complete a course or certificate program so that you can get that raise you are after, or continue your education with professional development, we can help! Why shouldn't you benefit from the College's workforce training programs, renowned for meeting the needs of ever-changing industry in our region?

San Jac has a variety of education options available for you. Attend regular 16-week courses, or speed up the learning process with our 12- or 8-week terms, take advantage of our minimester courses, or get your degree on the weekend. We've got classes starting year-round, including spring and holiday mini courses.

At San Jac you can take advantage of regular classroom instruction, online courses, or hybrid courses that feature a combination of online and classroom instruction. Whatever your learning style is, we can accommodate you. At San Jacinto College you'll attend smaller classes where you receive personal attention from dedicated instructors.

There's no doubt about it, San Jac is affordable. Scholarships and financial aid are available. During the 2010 - 2011 Academic Year, San Jac students received a total of \$42 million in financial aid.

However, there is more to San Jac than just academics - at San Jac you'll be immersed in an enriching student experience, with spirited campuses that give you access to outstanding student organizations, arts, championship athletics, and special academic opportunities, including an Honors Program.

We also partner closely with universities across Texas to provide a clear path for transfer students. Whether you are coming or going, we've got you covered. We even have special agreements with some of the biggest universities in Texas – complete the



requirements at San Jac and you are guaranteed admission to most Texas institutions. Through Transfer 101, your next step to a Texas University is closer than you think.

Whatever you need, whatever you seek, it's here for you – and we are here to help you every step of the way. When you enroll at San Jac, our people become your greatest asset, and we are committed to helping you achieve your goals, whether personal or professional. So what are you waiting for? Get started on your application right now!

San Jacinto College. You're Goals. You're College. For more information about San Jacinto College, please call 281-998-6150, or follow us on [Facebook](#) and [Twitter](#).

# Government Finance Officers Association Award for Outstanding Achievement

The Government Finance Officers Association of the United States and Canada (GFOA) has given an **Award for Outstanding Achievement in Popular Annual Financial Reporting** to San Jacinto Community College District for its **Popular Annual Financial Report** for the fiscal year ended August 30, 2010. The Award for Outstanding Achievement in Popular Annual Financial Reporting is a prestigious national award recognizing conformance with the highest standards for preparation of state and local government popular reports.

In order to receive an Award for Outstanding Achievement in Popular Annual Financial Reporting, a government unit must publish a Popular Annual Financial Report, whose contents conform to program standards of creativity, presentation, understandability and reader appeal.

An Award for Outstanding Achievement in Popular Annual Financial Reporting is valid for a period of one year only. This is the first year that the San Jacinto Community College District has received this prestigious award. We believe our current report continues to conform to the Popular Annual Financial Reporting requirements, and we are submitting it to GFOA.

San Jacinto Community College District's **Comprehensive Annual Financial Report** for the year ended August 31, 2010, from which the information on pages 8 - 16 has been drawn, was awarded the **Certificate of Achievement for Excellence in Financial Reporting** by the Government Finance Officers Association of the United States and Canada (GFOA). The Certificate of Achievement is the highest form of recognition for excellence in state and local government finance reporting.

In order to be awarded a Certificate of Achievement, a government must publish an easily readable and efficiently organized comprehensive annual financial report, whose contents conform to program standards. Such CAFR must satisfy both general accepted accounting principles and applicable legal requirements.

A Certificate of Achievement is valid for a period of one year only. We believe our CAFR continues to conform to the Certificate of Achievement program requirements and we are submitting our CAFR for the current year to the GFOA.



# Financial Review

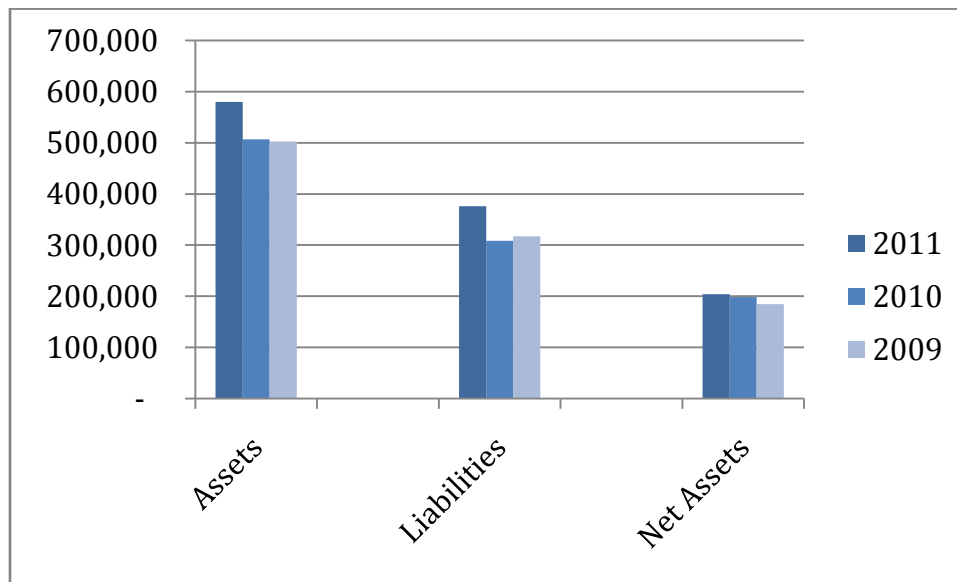
The following is an overview of the College's financial operations for the fiscal year ended August 31, 2011 (FY 2011). Most of the information contained within this Popular Annual Financial Report (PAFR) is extracted from the financial information contained within the FY 2011 Comprehensive Annual Financial Report (CAFR). The CAFR is a more detailed and complete financial presentation prepared in conformance with Generally Accepted Accounting Principles (GAAP) and was audited by the College's independent auditors, receiving an unqualified opinion. An unqualified opinion is given when an auditor can state that the financial statements are accurately and fairly presented. While the financial data in this PAFR conforms to GAAP, the statistical, economic, and demographic data is taken from various sources and is unaudited. The financial information for the San Jacinto Community College Foundation, Inc. is not included within this PAFR. The College's CAFR is available at the College's website at <http://admin.sanjac.edu/college-administration/fiscal-affairs/annual-financial-reports>.

## Financial Highlights: Assets, Liabilities and Net Assets

The College's financial position in FY 2011 continues to remain strong with total assets of \$579 million, total liabilities of \$375 million and total net assets of \$204 million. The following is prepared from the College's Statement of Net Assets and provides a summary of its assets, liabilities, and net assets for the years ended August 31:

	August 31 (in thousands)		
	2011	2010	2009
Current assets	\$ 76,660	\$ 74,505	\$ 57,927
Noncurrent assets			
Capital assets, net of depreciation	236,471	173,747	144,801
Other (includes 2011 and 2009 bond issues)	<u>266,704</u>	<u>258,473</u>	<u>299,329</u>
Total assets	\$ 579,835	\$ 506,725	\$ 502,057
Current liabilities	\$ 57,051	\$ 44,578	\$ 40,506
Noncurrent liabilities	<u>318,602</u>	<u>263,843</u>	<u>276,812</u>
Total liabilities	\$ 375,653	\$ 308,421	\$ 317,318
Net assets			
Invested in capital assets, net of related debt	\$ 121,440	\$ 109,326	\$ 89,074
Expendable - restricted	4,199	4,624	6,549
Unrestricted	<u>78,543</u>	<u>84,354</u>	<u>89,116</u>
Total net assets	\$ 204,182	\$ 198,304	\$ 184,739

## Assets, Liabilities, and Net Assets (in thousands)



### Assets

Total assets increased \$73 million during 2011, a 14% increase, primarily due to capitalization of completed construction projects. Current assets remained relatively unchanged as an increase in cash from the sale of bonds approximated the decrease in cash related to the on-going construction projects. The College continued its conservative approach to investments through a mixture of Federal agency and municipal securities as well as liquidity in investment pools and money market funds.

The College's current ratio decreased to 1.34 in 2011 from 1.67 in 2010 due to increases in current liabilities related to vendor's payable as of August 31, 2011, primarily in construction projects.

### Liabilities

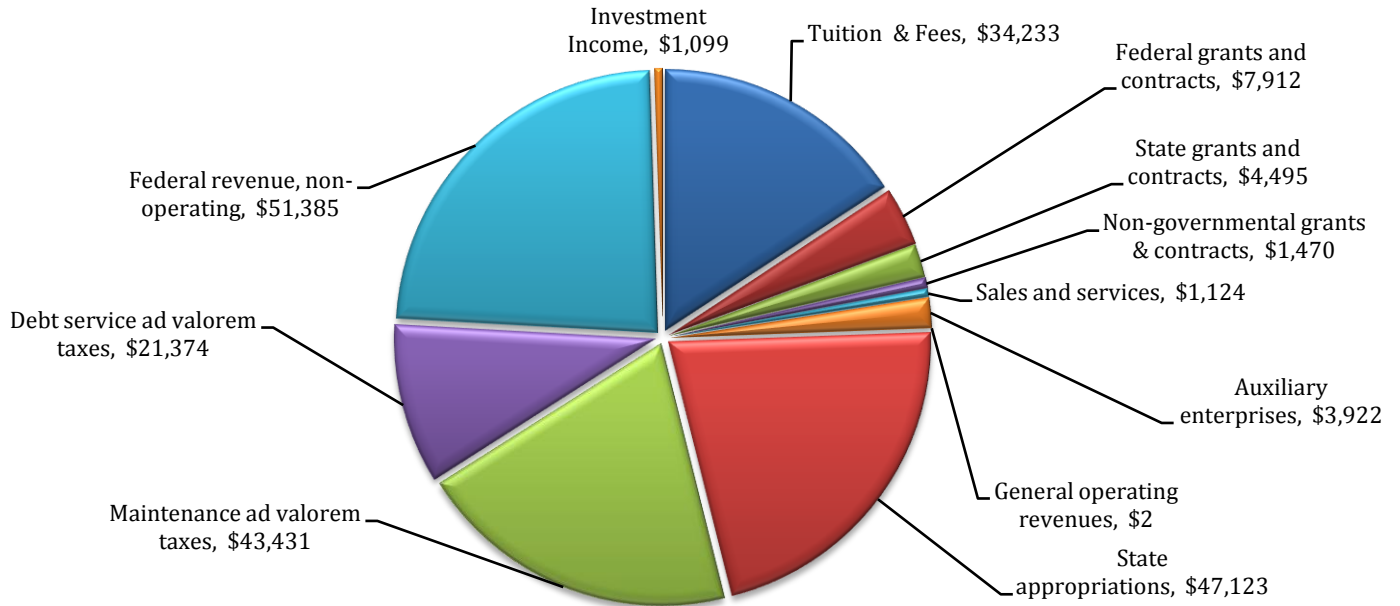
Total liabilities increased \$67 million during 2011, a 22% increase due to an increase in bonds and vendors payable.

### Net Assets

Total net assets increased by \$6 million during 2011, a modest 3% increase. Net assets invested in capital assets, net of related debt had a \$12 million increase while unrestricted net assets declined by \$6 million.

# Where Does the Money Come From?

## Sources of funds for FY 2011 (in thousands)



## Sources of fund for FY 2011 and 2010

	2011	2010	Increase (Decrease) From 2010	% Increase (Decrease) From 2010
<b>Operating Revenues</b>				
Tuition and fees (net of allowances and discounts)	\$ 34,233,232	\$ 31,298,022	\$ 2,935,210	9.38%
Federal grants and contracts	7,912,674	6,722,223	1,190,451	17.71%
State grants and contracts	4,494,887	3,520,431	974,456	27.68%
Non-governmental grants and contracts	1,470,213	1,265,130	205,083	16.21%
Sales and services	1,124,440	869,143	255,297	29.37%
Auxiliary enterprises	3,922,490	3,755,281	167,209	4.45%
General operating revenues	2,048	1,693	355	20.97%
<b>Total operating revenues</b>	<b>53,159,984</b>	<b>47,431,923</b>	<b>5,728,061</b>	<b>12.08%</b>
<b>Non-operating Revenues</b>				
State appropriations	47,123,286	47,399,957	(276,671)	-0.58%
Maintenance ad valorem taxes	43,431,527	45,349,704	(1,918,177)	-4.23%
Debt service ad valorem taxes	21,374,140	22,027,384	(653,244)	-2.97%
Federal revenue, non-operating	51,385,403	40,150,985	11,234,418	27.98%
Investment Income (Non-Operating)	1,099,473	1,649,239	(549,766)	-33.33%
<b>Total non-operating revenues</b>	<b>164,413,829</b>	<b>156,577,269</b>	<b>7,836,560</b>	<b>5.00%</b>
<b>Total operating and non-operating revenues</b>	<b>\$ 217,573,813</b>	<b>\$ 204,009,192</b>	<b>\$ 13,564,621</b>	<b>6.65%</b>



# Revenues

Total 2011 revenues increased \$13.5 million (6.65%) from 2010 principally due to the following factors:

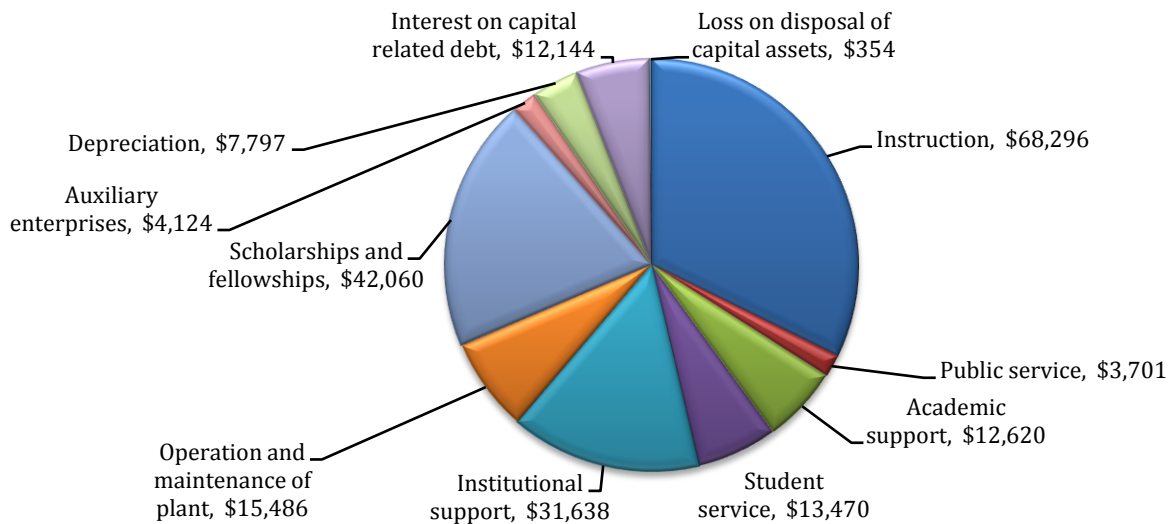
- ❖ Tuition and fee revenue (before the allowance for scholarships and discounts) increased to \$50.7 million in 2011 from \$43.8 million in 2010. This 15.75% increase of \$6.9 million is a result of a 5.7% increase in enrollment, an increase of \$5 per semester credit hour in tuition rates plus a \$5 per term increase in the general service fee. It includes tuition and fees for both State-funded academic and non-State funded contract training and workforce development instructional activities. Contact hours for 2011 increased by 0.09 million to 11.6 million from 10.7 million contact hours in 2010. Although the contact hours increased, the State appropriation per contact hour decreased an average of \$0.29 per contact hour. Non-State funded contract training and workforce development instruction revenues reserved the 2010 decline with \$1.5 million for 2011 and \$1.3 million for 2010.



- ❖ The College realized record revenues related to federal, state, and local Grants. Funding from federal grants (excluding Federal Title IV) totaled \$7,904,101 or 72%, state grants (excluding student financial aid) totaled \$2,601,873 or 24%, and local grants totaled \$307,233 or 3% of grant activity. Fiscal Year 2011 marked the first year the College exceeded the \$10 million dollar barrier, with a total of \$10,813,207 in grant revenue/expenses. It also marked the highest total number of project grants maintained in the Office of Grants Management for a single year with seventy-seven (77).

# What is the money used for?

## Uses of funds for Fiscal Year 2011 (in thousands)




## Uses of funds for FY 2011 and 2010

	2011	2010	Increase (Decrease) From 2010
<b>Operating Expenses</b>			
Instruction	\$ 68,296,241	60,430,231	\$ 7,866,010
Public service	3,701,650	4,445,946	(744,296)
Academic support	12,620,285	10,087,688	2,532,597
Student service	13,470,745	13,238,676	232,069
Institutional support	31,638,055	30,854,583	783,472
Operation and maintenance of plant	15,486,765	13,427,527	2,059,238
Scholarships and fellowships	42,060,513	34,194,427	7,866,086
Auxiliary enterprises	4,124,852	4,043,762	81,090
Depreciation	7,797,949	6,815,803	982,146
<b>Total operating expenses</b>	<b>199,197,055</b>	<b>177,538,643</b>	<b>21,658,412</b>
<b>Non-operating Expenses</b>			
Interest on capital related debt	\$ 12,144,364	\$ 12,355,349	\$ (210,985)
Hurricane Ike disbursements	-	56,665	(56,665)
Insurance proceeds	-	(677,020)	677,020
Loss on disposal of capital assets	354,592	1,170,087	(815,495)
<b>Total non-operating expenses</b>	<b>\$ 12,498,956</b>	<b>\$ 12,905,081</b>	<b>\$ (406,125)</b>
<b>Total operating and non-operating expenses</b>	<b>\$ 211,696,011</b>	<b>\$ 190,443,724</b>	<b>\$ 21,252,287</b>

# Operating Expenses

Total 2011 expenditures increased \$21 million (11.16%) from 2010 principally due to the following factors:

- ❖ Operating expenses related to instruction through operation and maintenance of plant increased by \$12.7 million; this is attributable to increases in instruction and academic support, as well as payments related to the Voluntary Separation and Severance Plan (VSSP). The VSSP is a cost-saving program that was instituted to reduce the FY 2011 and future years budget spending. The VSSP was offered to all full-time employees with three or more years of service with the College. The purpose of this plan was to encourage employees who were contemplating retirement or a career change or a different path to consider seriously those options.
- ❖ Scholarships and Fellowships increased by \$7.9 million, attributable primarily to an increase in payments to Federal Title IV recipients for direct loans and grant programs.



# Capital Programs

- ❖ In 2011, the College completed the Central Campus Transportation Building and Central Campus Pavement and Drainage for a total cost of \$29 million.
- ❖ The College purchased the District Annex land and building for \$1,740,618
- ❖ Land located at Fairmont Parkway and Federal Road, consisting of 5.01 acres, was sold for \$338,338

At August 31, 2011, \$58.6 million remained in Construction in Process for:

- Central Welding addition
- Central Allied Health addition
- New Central Science building
- Central Davis Library
- Central Ander's Gym
- Central Maintenance and Police building
- New College Workforce Training Center
- North Student Success Center addition
- New North Allied Health Science building
- North Nichol's Gym renovation
- North Lehr Library
- South Student Success Center addition
- New South Allied Health Science building
- South Smallwood Gym
- Parker Williams Library
- Network upgrades on all three campuses
- South pavement and drainage improvements
- Site work related to Phase 2 athletic field improve
- Site work related to the new construction bond program

# Capital Programs

**Central Campus  
Transportation Building**



**Central Campus  
Pavement & Drainage**



**District  
Annex**

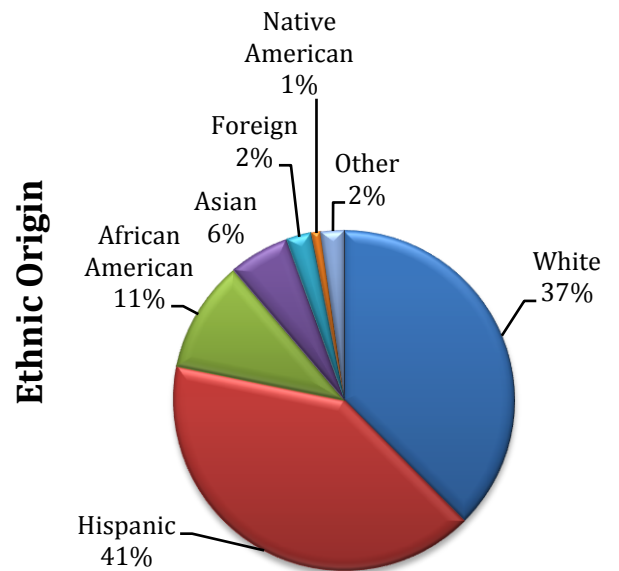
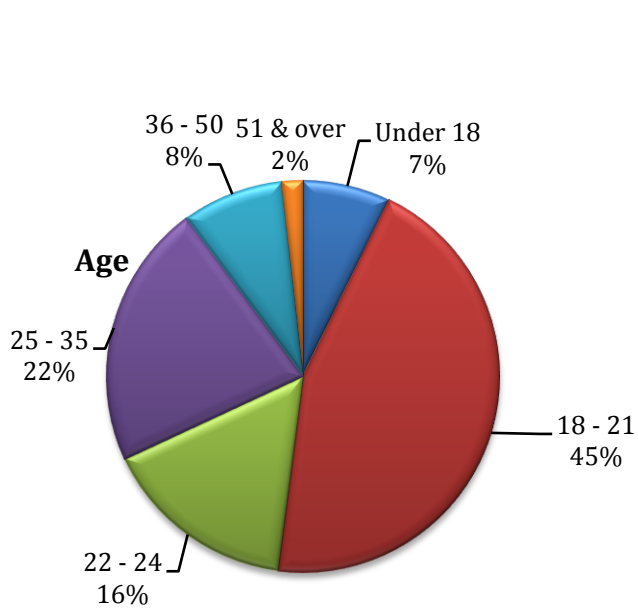
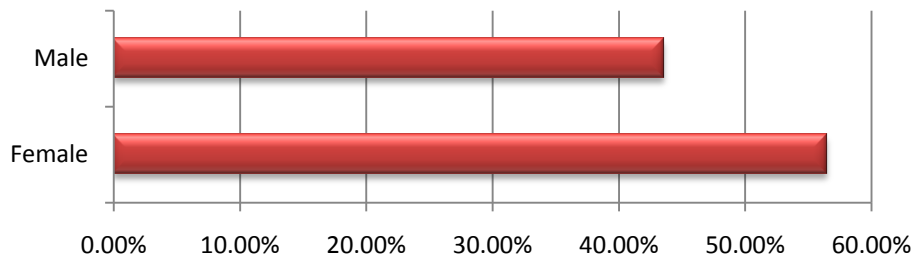


# Key Statistical Information

## Our Students



### Gender



# Key Statistical Information

## Our People

	Fiscal Year							
	2011	2010	2009	2008	2007	2006	2005	2004
Faculty:								
Full-time	492	511	454	463	440	439	428	426
Part-time	729	763	763	648	685	680	720	696
Total	1,221	1,274	1,217	1,111	1,125	1,119	1,148	1,122
Staff and Administrators:								
Full-time	703	732	703	759	739	694	687	667
Part-time	431	577	526	583	518	571	502	553
Total	1,134	1,309	1,229	1,342	1,257	1,265	1,189	1,220
Average over 9 months faculty salary	\$56,858	\$55,500	\$55,722	\$55,944	\$49,000	\$46,166	\$47,686	\$46,821



# Key Statistical Information

## Our Community

Calendar Year	District Population	District Personal Income (a) (thousands of dollars)	District Personal Income Per Capita	Harris County Unemployment Rate
2010	484,546	\$ 9,205,003	\$ 18,997	8.50%
2009	497,422	9,549,838	19,199	8.20%
2008	491,929	9,332,877	18,972	5.50%
2007	486,664	9,104,016	18,707	5.10%
2006	481,398	8,877,766	18,442	5.50%
2005	476,133	8,654,310	18,176	5.70%
2004	470,868	8,433,649	17,911	6.00%
2003	465,602	8,215,782	17,646	6.40%
2002	460,337	8,000,710	17,380	6.10%
2001	455,071	7,788,433	17,115	4.80%





**San Jacinto College, Administration Building**

4624 Fairmont Pkwy.  
Pasadena, TX 77504

**San Jacinto College, Central Campus**

8060 Spencer Hwy.  
Pasadena, TX 77505

**San Jacinto College, North Campus**

5800 Uvalde Road  
Houston, TX 77049

**San Jacinto College, South Campus**

13735 Beamer Road  
Houston, TX 77089